





# SPACE IN FIGURES - BNDCC 1

FUNCTION ROOM	DIMENSION			FLOOR AREA		CAPACITIES				
	METRES (L x W x H)			SQ.M	SQ. FT	THEATRE	CLASSROOM	U SHAPE	ROUND TABLE	RECEPTION
<b>GROUND FLOOR</b>										
NUSA DUA	1	20.0 x 14.0 x 9.0	280	3,014	280	140	70	140	280	
	2	19.3 x 14.0 x 9.0	270	2,906	270	130	70	130	270	
	3	27.5 x 20.0 x 9.0	550	5,920	550	270	140	270	550	
	4	27.5 x 40.0 x 9.0	1,100	11,840	1,100	550	270	440	1,100	
	5	55.0 x 40.0 x 9.0	2,200	23,680	2,200	1,100	550	880	2,200	
	Hall	55.0 x 80.0 x 9.0	4,400	47,361	4,800	2,400	1,200	2,400	4,800	
	East Lobby	14.0 x 80.0 x 7.0	1,120	12,060						
	South Lobby	12.0 x 58.0 x 7.0	700	7,535						
East & South Lobby		1,820	19,590							
TAMAN SARI	1	7.3 x 7.6 x 3.1	55	592	60	30	15	30	60	
	2	7.3 x 7.6 x 3.1	55	592	60	30	15	30	60	
ULUWATU	1	12.0 x 16.2 x 3.1	195	2,099	200	100	50	100	200	
	2	12.0 x 7.7 x 3.1	92	990	100	50	25	50	100	
	3	12.0 x 7.7 x 3.1	92	990	100	50	25	50	100	
	4	12.0 x 7.7 x 3.1	92	990	100	50	25	50	100	
	5	16.2 x 14.4 x 3.1	236	2,540	240	120	60	120	240	
	6	7.7 x 14.4 x 3.1	110	1,184	120	60	30	60	120	
	7	16.2 x 14.4 x 3.1	236	2,540	240	120	60	120	240	
Lobby		480	5,167							
JIMBARAN	Lobby 1		752	8,094				752		
	Lobby 2		440	4,736				440		
OUTDOOR SPACE	Taman Jepun		1,479	15,920				500	1,000	
<b>MEZZANINE FLOOR</b>										
KINTAMANI	1	15.7 x 16.0 x 3.0	251	2,702	260	130	65	130	260	
	2	15.7 x 16.0 x 3.0	251	2,702	260	130	65	130	260	
	3	13.1 x 16.0 x 3.0	209	2,250	210	100	50	100	210	
	4	7.7 x 9.6 x 3.0	73	786	80	40	20	40	80	
	5	13.1 x 15.5 x 3.0	202	2,174	210	100	50	50	210	
	6	15.5 x 15.6 x 3.0	241	2,594	260	130	65	65	260	
	7	15.6 x 15.6 x 3.0	241	2,594	260	130	65	65	260	
	8	6.0 x 8.0 x 3.0	48	517	48	24	12	20	48	
	Lobby 1		352	3,789						
	Lobby 2		248	2,669						
Lobby 3		224	2,411							
<b>1<sup>ST</sup> FLOOR</b>										
SINGARAJA	1	39.5 x 20.2 x 6.8	799	8,600	800	400	200	350	800	
	2	39.5 x 23.3 x 6.8	920	9,903	920	460	230	400	920	
	Hall	43.9 x 39.5 x 6.8	1,734	18,665	1,750	875	438	870	1,750	
	Lobby 1		451	4,855						
	Lobby 2		429	4,618						
Lobby 3		360	3,875							
OUTDOOR SPACE	Singaraja Terrace	10.0 x 60.0 x 3.3	600	6,458				300	600	

Note: All Meeting Room capacities may require alteration depending on individual event

# SPACE IN FIGURES - BNDCC 1 - CAPACITY ADJUSTMENT

FUNCTION ROOM	DIMENSION			FLOOR AREA		CAPACITIES			
	METRES (L x W x H)			SQ.M	SQ. FT	 THEATRE	 CLASSROOM	 U SHAPE	 ROUND TABLE
<b>GROUND FLOOR</b>									
NUSA DUA	1	20.0 x 14.0 x 9.0		280	3,014	140	70	35	70
	2	19.3 x 14.0 x 9.0		270	2,906	135	65	35	65
	3	27.5 x 20.0 x 9.0		550	5,920	275	135	70	135
	4	27.5 x 40.0 x 9.0		1,100	11,840	550	275	135	220
	5	55.0 x 40.0 x 9.0		2,200	23,680	1,100	550	275	440
	Hall	55.0 x 80.0 x 9.0		4,400	47,361	2,400	1,200	600	1,200
	East Lobby	14.0 x 80.0 x 7.0		1,120	12,060				
	South Lobby	12.0 x 58.0 x 7.0		700	7,535				
	East & South Lobby			1,820	19,590				
TAMAN SARI	1	7.3 x 7.6 x 3.1		55	592	30	15	7	15
	2	7.3 x 7.6 x 3.1		55	592	30	15	7	15
ULUWATU	1	12.0 x 16.2 x 3.1		195	2,099	100	50	25	50
	2	12.0 x 7.7 x 3.1		92	990	50	25	13	25
	3	12.0 x 7.7 x 3.1		92	990	50	25	13	25
	4	12.0 x 7.7 x 3.1		92	990	50	25	13	25
	5	16.2 x 14.4 x 3.1		236	2,540	120	60	30	60
	6	7.7 x 14.4 x 3.1		110	1,184	60	30	15	30
	Lobby			480	5,167				
JIMBARAN	Lobby 1			752	8,094				
	Lobby 2			440	4,736				
OUTDOOR SPACE	Taman Jepun			1,479	15,920				250
<b>MEZZANINE FLOOR</b>									
KINTAMANI	1	15.7 x 16.0 x 3.0		251	2,702	130	65	33	65
	2	15.7 x 16.0 x 3.0		251	2,702	130	65	33	65
	3	13.1 x 16.0 x 3.0		209	2,250	105	50	25	50
	4	7.7 x 9.6 x 3.0		73	786	40	20	10	20
	5	13.1 x 15.5 x 3.0		202	2,174	105	50	25	50
	6	15.5 x 15.6 x 3.0		241	2,594	130	65	33	65
	7	15.6 x 15.6 x 3.0		241	2,594	130	65	33	65
	8	6.0 x 8.0 x 3.0		48	517	24	12	6	10
	Lobby 1			352	3,789				
	Lobby 2			248	2,669				
Lobby 3			224	2,411					
<b>1<sup>ST</sup> FLOOR</b>									
SINGARAJA	1	39.5 x 20.2 x 6.8		799	8,600	400	200	100	175
	2	39.5 x 23.3 x 6.8		920	9,903	460	230	1115	200
	Hall	43.9 x 39.5 x 6.8		1,734	18,665	875	438	219	435
	Lobby 1			451	4,855				
	Lobby 2			429	4,618				
Lobby 3			360	3,875					
OUTDOOR SPACE	Singaraja Terrace	10.0 x 60.0 x 3.3		600	6,458				150

Note: All Meeting Room capacities may require alteration depending on individual event